

## MONTHLY STATISTICAL BULLETIN

## JUNE 2026

Market capitalization: 338.298.061.816

Turnover: 1.525.152.507

Number of transactions: 1.457

MBI10: 9.521,52

↓2,68%

↑395,00%

↑11,48%

↓2,50%

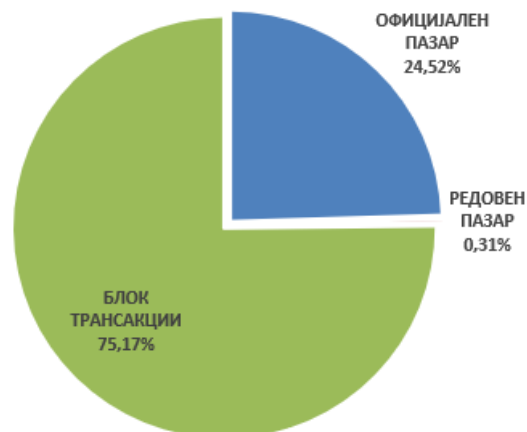
## BASIC INDICATORS

TURNOVER (denars)	May 2026	June 2026	%
<b>TRADING IN BEST</b>	<b>282.114.982</b>	<b>378.700.724</b>	<b>34,24</b>
SHARES	280.617.881	377.712.198	34,60
BONDS	1.497.101	988.526	-33,97
OTHER SECURITIES	0	0	-
DAILY AVERAGE TURNOVER (denars)	15.673.055	17.213.669	9,83
DAILY AVERAGE NUMBER OF TRANSACTIONS	72	66	-8,33
<b>BLOCK TRANSACTIONS</b>	<b>25.994.397</b>	<b>1.146.451.783</b>	<b>4310,38</b>
PUBLIC AUCTIONS	0	0	-
PUBLIC OFFERING	0	0	-
<b>TOTAL</b>	<b>308.109.379</b>	<b>1.525.152.507</b>	<b>395,00</b>
<b>NUMBER OF TRANSACTIONS</b>			
TRADING IN BEST	1.302	1.446	11,06
BLOCK TRANSACTIONS	5	11	120,00
PUBLIC AUCTIONS	0	0	-
PUBLIC OFFERING	0	0	-
<b>TOTAL</b>	<b>1.307</b>	<b>1.457</b>	<b>11,48</b>
<b>MARKET CAPITALIZATION (denars)</b>			
<b>MARKET CAPITALIZATION OF SHARES</b>	<b>347.610.477.843</b>	<b>338.298.061.816</b>	<b>-2,68</b>
OFFICIAL MARKET-SHARES	336.409.863.590	327.097.447.563	-2,77
MARKET OF JOINT STOCK COMPANIES WITH SPECIAL REPORTING OBLIGATIONS	11.200.614.253	11.200.614.253	0,00
<b>MARKET CAPITALIZATION OF BONDS</b>	<b>19.680.961.112</b>	<b>19.378.201.149</b>	<b>-1,54</b>
<b>MARKET CAPITALIZATION OF OTHER SECURITIES</b>	<b>154.237.000</b>	<b>154.234.500</b>	<b>0,00</b>
<b>TOTAL MARKET CAPITALIZATION</b>	<b>367.445.675.955</b>	<b>357.830.497.464</b>	<b>-2,62</b>
<b>MBI10</b>	<b>9.766,03</b>	<b>9.521,52</b>	<b>-2,50</b>
<b>OMB</b>	<b>129,90</b>	<b>130,68</b>	<b>0,60</b>
<b>NUMBER OF LISTED SECURITIES*</b>	<b>90</b>	<b>90</b>	<b>0,00</b>
<b>NUMBER OF TRADING DAYS</b>	<b>18</b>	<b>22</b>	<b>22,22</b>

\*The calculation includes the shares of ArceloMittal Skopje (HRM) AD Skopje, Blagoj Tufanov AD Radovish, Tajmiste AD Kicevo, Trudbenik AD Ohrid, Zito Karaorman AD Kicevo and Agromehanika AD Skopje, which are long term suspended from listing.

## TURNOVER STRUCTURE

Market segment	Turnover (denars)	Turnover (EUR)	%	Number of transactions
OFFICIAL MARKET	374.005.569	6.064.115	24,52	1.439
REGULAR MARKET	4.695.155	76.123	0,31	7
BLOCK TRANSACTIONS	1.146.451.783	18.597.875	75,17	11
<b>TOTAL</b>	<b>1.525.152.507</b>	<b>24.738.113</b>	<b>100,00</b>	<b>1.457</b>



# MONTHLY STATISTICAL BULLETIN

## 10 MOST LIQUID SHARES (Official market)

Issuer	Max (denars)	Min (denars)	Average price (denars)	Volume	Turnover (denars)	Turnover (EUR)	%	Num. of trans.	Market capitalization (denars)
Makedonski Telekom Skopje	510,00	485,00	493,05	216.506	106.748.204	1.730.601	28,62	272	46.624.608.082
Komercijalna banka Skopje	26.730,00	26.200,00	26.490,64	3.480	92.187.414	1.494.949	24,71	426	59.803.242.265
Alkaloid Skopje	25.300,00	24.010,00	24.417,42	2.740	66.903.735	1.084.868	17,94	297	34.640.689.240
Makedonijaturist Skopje	8.500,00	7.000,00	7.106,28	4.041	28.716.496	465.478	7,70	53	3.165.729.000
NLB Banka Skopje	57.000,00	53.900,00	56.703,08	341	19.335.749	313.492	5,18	74	46.033.887.900
Stopanska banka Skopje	2.090,00	1.988,00	2.044,66	8.466	17.310.094	280.621	4,64	91	34.920.360.000
Makpetrol Skopje	115.000,00	112.398,00	113.238,75	102	11.550.352	187.292	3,10	47	12.631.525.522
UNI Banka Skopje	6.650,00	5.700,00	6.298,10	1.504	9.472.337	153.579	2,54	39	3.606.440.690
Granit Skopje	1.550,00	1.500,00	1.505,62	4.285	6.451.590	104.613	1,73	36	4.609.768.312
Replek Skopje	15.950,00	15.200,00	15.462,50	232	3.587.300	58.182	0,96	28	3.952.800.000
Rest				5.539	10.753.772	174.408	2,88	67	77.108.396.551
<b>Total</b>				<b>247.236</b>	<b>373.017.043</b>	<b>6.048.083</b>	<b>100,00</b>	<b>1.430</b>	<b>327.097.447.563</b>

## TOP GAINERS / TOP LOSERS—OFFICIAL MARKET

Issuer	Average price (denars) 28.05.2026	Average price (denars) 30.06.2026	% of change
<b>TOP GAINERS</b>			
Automakedonija Skopje	3.120,00	3.450,00	10,58
RZ Ekonomika Skopje	51,00	54,00	5,88
TTK Banka Skopje	1.290,00	1.300,00	0,78
<b>TOP LOSERS</b>			
Makedonijaturist Skopje	8.000,00	7.000,00	-12,50
OKTA Skopje	6.100,00	5.490,00	-10,00
NLB banka Skopje	57.342,20	53.900,00	-6,00
Replek Skopje	15.949,46	15.250,00	-4,39
Stopanska Banka Skopje	2.076,13	2.000,00	-3,67

## OVERVIEW OF THE TRADING WITH BONDS

Bonds	HIGH (%)	LOW (%)	Last daily average price(%)	Last trading day	Volume	Turnover (denars)	Turnover (EUR)	Yield to maturity *
R. Macedonia — denationalization 17	96,00	96,00	96,00	19.6.2026	733	43.363	704	4,99%
R. Macedonia — denationalization 18	96,00	96,00	96,00	19.6.2026	1.085	64.187	1.042	4,22%
R. Macedonia — denationalization 20	95,00	95,00	95,00	17.6.2026	10.049	588.630	9.547	3,86%
R. Macedonia — denationalization 21	94,70	94,70	94,70	02.6.2026	1.511	88.279	1.431	3,70%
R. Macedonia — denationalization 22	93,50	93,50	93,50	17.6.2026	1.415	81.530	1.323	3,85%
R. Macedonia — denationalization 23	94,00	94,00	94,00	02.6.2026	1.644	95.340	1.545	3,51%
R. Macedonia — denationalization 24	94,00	94,00	94,00	03.6.2026	469	27.197	441	2,96%

\* The model for calculation of annual average yield to maturity is adapted to the characteristics of the bonds. Calculation date is 30.06.2026 using the last average price of the bonds.



# MONTHLY STATISTICAL BULLETIN

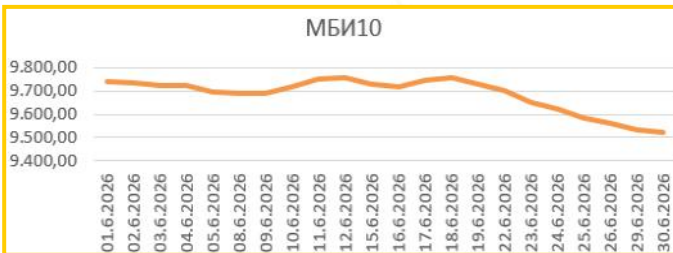
## MBI10

**Value at 30.06.2026** **9.521,52**

MAX Value in June (18.06.2026) 9.758,05

MIN Value in June (30.06.2026) 9.521,52

% of change from 30.12.2025 -5,30%



All about MBI10 on: <http://www.mse.com.mk/Indices.aspx?Index=MBI10>

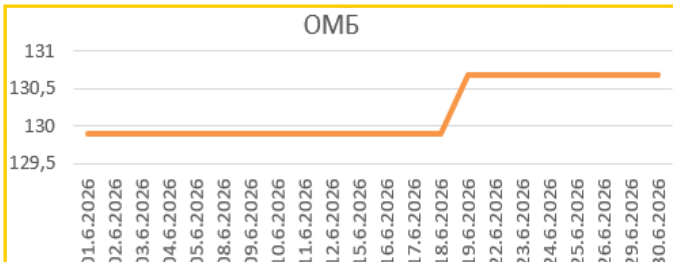
## OMB

**Value at 30.06.2026** **130,68**

MAX Value in June (19.06.2026) 130,68

MIN Value in June (02.06.2026) 129,90

% of change from 30.12.2025 0,96%



All about OMB on: <http://www.mse.com.mk/Indices.aspx?Index=OMB>

Composition of MBI10	Turnover (denars)	Volume	Num. of trans.	Last average price	% of monthly change of price
Alkaloid Skopje	66.903.735	2.740	297	24.201,36	-2,02
Granit Skopje	6.451.590	4.285	36	1.500,88	-0,07
Komercijalna banka Skopje	104.971.314	3.963	429	26.240,23	-1,59
Makpetrol Skopje	11.550.352	102	47	112.398,12	-0,39
Makedonijaturist Skopje	1.120.877.839	97.078	55	7.000,00	-12,50
Stopanska banka Skopje	17.310.094	8.466	91	2.000,00	-3,67
Makedonski Telekom Skopje	106.748.204	216.506	272	486,49	-2,70
NLB Banka Skopje	19.335.749	341	74	53.900,00	-6,00
TTK Banka Skopje	558.470	435	14	1.300,00	0,78
Replek Skopje	6.538.050	417	29	15.250,00	-4,39
UNI Banka Skopje*	3.078.100	466	2	6.605,36	-0,51

\*UNI Banka Skopje became a constituent of the MBI10 index as of June 30th 2026, while Makedonijaturist Skopje is no longer a constituent of the index.

Composition of OMB	Turnover (denars)	Volume	Num. of trans.	Last average price	% of monthly change of price
Government bonds-denationalization XVI issue (RMDEN16)	0	0	0	92,70	0,00
Government bonds-denationalization XVII issue (RMDEN17)	43.363	733	1	96,00	5,49
Government bonds-denationalization XVIII issue (RMDEN18)	64.187	1.085	1	96,00	-0,52
Government bonds-denationalization XIX issue (RMDEN19)	0	0	0	95,00	0,00
Government bonds-denationalization XX issue (RMDEN20)	588.630	10.049	3	95,00	0,00
Government bonds-denationalization XXI issue (RMDEN21)	88.279	1.511	1	94,70	0,00
Government bonds-denationalization XXII issue (RMDEN22)	81.530	1.415	1	93,50	0,00
Government bonds-denationalization XXIII issue (RMDEN23)	95.340	1.644	1	94,00	0,00
Government bonds-denationalization XXIV issue (RMDEN24)	27.197	469	1	94,00	0,00

# MONTHLY STATISTICAL BULLETIN

## MBI10 LISTED COMPANIES RATIOS

Issuer	P/E Ratio <sup>1</sup>	Dividend yield <sup>2</sup>	Foreign investors participation in June 2026	Foreign investors participation in May 2026	Change
Alkaloid AD Skopje	19,29	2,98%	2,31%	2,34%	-0,03%
Granit AD Skopje	23,66	3,26%	8,49%	8,49%	0,00%
Komercijalna banka AD Skopje	11,65	5,14%	2,44%	2,46%	-0,02%
Makpetrol AD Skopje	10,42	4,11%	1,24%	1,24%	0,00%
Makedonijaturist AD Skopje	14,14	0,00%	0,23%	0,24%	-0,01%
Stopanska banka AD Skopje	10,46	2,95%	92,32%	92,32%	0,00%
TTK Banka AD Skopje	14,92	6,69%	1,04%	1,04%	0,00%
Makedonski Telekom AD Skopje	18,39	5,95%	0,40%	0,60%	-0,20%
NLB Banka AD Skopje	9,43	4,77%	87,18%	87,18%	0,00%
Replek AD Skopje	12,96	3,28%	20,57%	20,50%	0,07%
UNI Banka AD Skopje*	7,32	0,00%	79,04%	79,04%	0,00%

[1] Share price at last day of trading in currently month,/ Earnings per share

[2]The ratios are calculated using the data from the last published Audited financial reports and last paid dividend.

\*UNI Banka Skopje became a constituent of the MBI10 index as of June 30th 2026, while Makedonijaturist Skopje is no longer a constituent of the index.

## FOREIGN INVESTORS—OFFICIAL MARKET

	Foreign Legal investors June 2026	Foreign private investors June 2026	Total Foreign entities June 2026	Total Foreign entities May 2026	Change
Shares <sup>3</sup>	36,10%	1,09%	37,19%	37,23%	-0,04%
Denationalization bonds <sup>4</sup>	0,04%	0,14%	0,18%	0,19%	-0,01%
Continuous government bonds <sup>5</sup>	0,00%	0,10%	0,10%	0,10%	0,00%

[3] Data as last day of trading in currently month according to the Central Securities Depository, regarding the participation of the foreign investors in the number of shares.

[4,5]Data as last day of trading in currently month according to the Central Securities Depository, regarding the participation of the foreign investors in the total nominal value of bonds.

## FOREIGN AND DOMESTIC INVESTORS IN THE TOTAL TURNOVER [6]

	BUYING % of total	SELLING % of total
Foreign private investors	0,50%	1,05%
Foreign Legal investors	0,01%	6,06%
<b>Total Foreign Legal entities</b>	<b>0,51%</b>	<b>7,11%</b>
Domestic private investors	21,36%	27,62%
Domestic Legal investors	78,13%	65,27%
<b>Total Domestic Legal entities</b>	<b>99,49%</b>	<b>92,89%</b>

[6]Data as last day of trading in currently month according to the Central Securities Depository, regarding the participation of the foreign and domestic investors in the total turnover.

The calculation does not include the turnover from public offerings.

## TURNOVER PER MEMBERS / in denars

Member	Code	Trading in BEST system	% of trading in BEST sys.	Block (denars)	% block	Public auctions	% of Public auctions	Public offering	% of Public offering	Total
Komercijalna banka AD Skopje	KB	202.753.709	26,77	2.237.295.526	97,57	0	0,00	0	0,00	2.440.049.235
NLB Banka AD Skopje	TN	133.381.809	17,61	0	0,00	0	0,00	0	0,00	133.381.809
ILIRIKA INVESTMENTS AD Skopje	IL	88.801.888	11,72	33.655.040	1,47	0	0,00	0	0,00	122.456.928
Eurohaus AD Skopje	EH	118.370.050	15,63	0	0,00	0	0,00	0	0,00	118.370.050
INVESTBROKER AD Skopje	MI	63.472.010	8,38	0	0,00	0	0,00	0	0,00	63.472.010
INOVO BROKER AD Skopje	IN	55.328.664	7,31	5.901.500	0,26	0	0,00	0	0,00	61.230.164
Stopanska banka AD Skopje	SB	59.331.635	7,83	0	0,00	0	0,00	0	0,00	59.331.635
Fersped Broker AD Skopje	FR	15.841.753	2,09	16.051.500	0,70	0	0,00	0	0,00	31.893.253
Sparkasse Banka AD Skopje	SP	10.400.262	1,37	0	0,00	0	0,00	0	0,00	10.400.262
TTK Banka Skopje	TK	7.479.021	0,99	0	0,00	0	0,00	0	0,00	7.479.021
Halk Banka AD Skopje	HK	2.240.647	0,30	0	0,00	0	0,00	0	0,00	2.240.647
<b>Total</b>		<b>757.401.448</b>	<b>100,00</b>	<b>2.292.903.566</b>	<b>100,00</b>	<b>0</b>	<b>100,00</b>	<b>0</b>	<b>100,00</b>	<b>3.050.305.014</b>

Turnover via BEST system and turnover in block trades is calculated on the basis of double counting, in order to include the executed cross trades by the MSE members in the structure of the overall MSE turnover. As since June 13 2003, during the government auctions on the selling side there is no brokers (i.e. MSE performs this role), the turnover derived from government auctions is still calculated on the basis of single counting.

# MONTHLY STATISTICAL BULLETIN

## AS A REMINDER

The product of the Macedonian Stock Exchange **BESTNET ANALYTICS** is a modern internet service that helps investors in building well-founded investment strategies and in bringing valuable investment decisions.

### BESTNET ANALYTICS contains:

- Data for more than **100** companies traded on the Macedonian Stock Exchange
- More than **70** different financial indicators of companies and more than **40** indicators for banks
- Monitoring and comparing the values for the last **3** years
- Tracking results by quarters
- Data in den, euros and dollars
- Data for paid dividends from companies for the last **4** years
- Data for the major shareholders of the company
- Data for management bodies of the company
- Data for related companies
- Comparison and monitoring of a large number of financial indicators
- Monitoring indicators by sectors and industries
- Graphic display of technical indicators
- Over **40** technical indicators and oscillators
- Monitoring of investments, determining their current value
- Calculation of gains / losses from unrealized transactions
- Calculation of gains / losses from trades executed
- Simulated portfolios

Шифра на XB	Датум на трансакција	Број на трансакција	Количина	Куповна вредност - вкупно (во ден.)	Датум на последна цена	Последна просечна цена	Вкупна вредност (во ден.)	Нереализирана добитка / загуба (во ден.)	% промена од купување на XB	% од вредноста на вкупните вложувања
GRNT	17.02.2009	X52515136					1.800.000,00		133,33%	3,74%
TEL	11.06.2009	1235649	600,00	360.000,00	27.01.2008	653,11	391.866,00	31.866,00	8,85%	1,00%

Македонски Телеком Скопје (TEL)										
Тип на хартија	Share		Куповна вредност - вкупно (во ден.)		360.000,00		Датум на последна цена		21.01.2008	
Датум на трансакција	11.06.2009		Последна просечна цена		653,11		Нето вредност (во ден.)		391.066,00	
Број на трансакција	1235649		Акмулирана камата (во ден.)		0,00		Вкупна вредност (во ден.)		391.866,00	
Количина	600,00		Нереализирана добитка / загуба (во ден.)		31.866,00		% промена од купување на XB		8,85%	
Куповна цена (во ден.)	600,00		% од вредноста на вкупните вложувања		1,00%					
Номинална вредност	0,00 MKD									
Куповна вредност (во ден.)	360.000,00									
Купена акумул. камата (во ден.)	0,00									
Трансакциски трошоци (во ден.)	500,00									

Детален преглед на поединична трансакција										
МНТ	14.09.2009	1314-9	100,00	6.500.000,00	21.09.2008	120.334,50	12.033.450,00	5.533.450,00	85,13%	18,02%
КМЕ	11.05.2009	кнБ					9.896.310,00		48,87%	56,15%
ЗПКО	26.05.2009	зпко					2.730.285,00		78,01%	9,70%
АЛК	10.11.2009	али-продаж3	1.000,00	4.000.000,00	21.01.2008	10.614,52	10.614.520,00	6.614.520,00	165,36%	11,09%
РМДЕН01	11.07.2008	1919	2.250,00	107.092,08	27.11.2007	85,00	117.888,35	11.198,57	10,88%	0,30%

P.Македонија - денационализација 01 (РМДЕН01)										
Тип на хартија	Bond		Куповна вредност - вкупно (во ден.)		107.092,08		Датум на последна цена		27.11.2007	
Датум на трансакција	11.07.2008		Последна просечна цена		85,00		Нето вредност (во ден.)		116.662,50	
Број на трансакција	1919		Акмулирана камата (во ден.)		1.228,88		Вкупна вредност (во ден.)		117.888,35	
Количина	2.250,00		Нереализирана добитка / загуба (во ден.)		11.198,57		% промена од купување на XB		10,00%	
Куповна цена (во %)	77,80		% од вредноста на вкупните вложувања		0,30%					
Номинална вредност	1,00 EUR									
Куповна вредност (во ден.)	106.689,77									
Купена акумул. камата (во ден.)	402,31									
Трансакциски трошоци (во ден.)	500,00									

Опиш на XB	Податоци од тргувањето
Лазарен сегмент	22.02.2012
Лазарен подсегмент	Берзанска котација - обични акции
Тип на XB	Цена на отварање
ISIN број	Цена на затварање
Купени издадени XB	Највисока цена
Шифра на XB	Најниска цена
Номинална вредност	Просечна цена во ден
	Количина
	Промет
	Трансакции
	5
Движења на цената и прометот	
Највисока цена во пос. 52 недели	4.599,00
Најниска цена во пос. 52 недели	3.799,00
% промена во посл. 30 дена	8,48%
% промена во посл. 3 месеци	6,98%
% промена во посл. 6 месеци	0,80%
% промена во посл. 1 година	-4,07%
Просечен дневен промет во пос. 30 дена	645.146,23
Просечен дневен промет во пос. 3 месеци	812.362,12
Просечен дневен промет во теконата година	626.836,29
Просечен дневен промет во пос. 52 недели	1.304.591,88
Показатели по акција за издавачот	
Коэффициент цена / добитка	10,43
Дивиденден принос	3,98%
Коэффициент цена / Книговодствена вредност по акција	0,91
Коэффициент цена / Акмулирана добитка по акција	2,62
Коэффициент цена / приходи од продажба	1,01
Коэффициент цена / парични приливи од оперативни активности	13,59
Коэффициент цена / оперативна добитка	8,93
Коэффициент цена / EBITDA	6,35
Највисок P/E во пос. 52 недели	11,46
Најнисок P/E во пос. 52 недели	9,47
Нето добитка по акција за пос. 12 месеци	430,59
Коэффициент цена / добитка за пос. 12 месеци	9,72

For more information on : [www.bestnet.com.mk](http://www.bestnet.com.mk)





**ВЕЌЕ 70 ГОДИНИ  
СТОИМЕ ЗАД ВАШИОТ ПОТЕНЦИЈАЛ,  
ИНСПИРИРАНИ ОД ИДЕИТЕ  
КОИ ГО ПРАВАТ ЖИВОТОТ ПОУБАВ**



**Комерцијална  
банка**



**МАКЕДОНСКА БЕРЗА  
MACEDONIAN STOCK EXCHANGE**